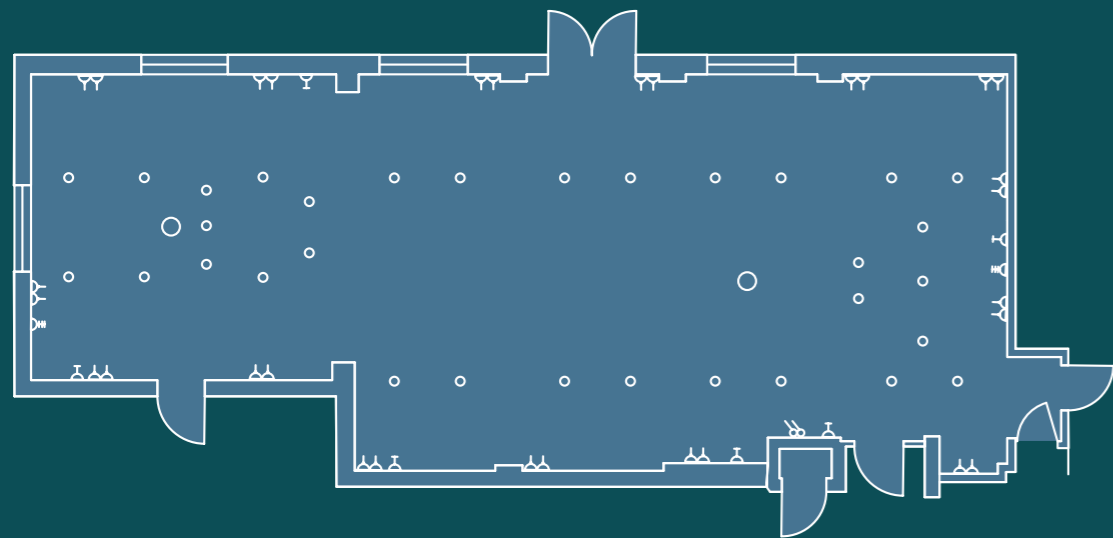





Beaulieu Room



key

-  - Telephone Socket
-  - TV Socket
-  - Light Switches
-  - Double Socket
-  - Light Pendant
-  - Wall Light
-  - Spotlight

Beaulieu Room



Balmer Lawn

THE NEW FOREST HOTEL



State of the art elegance



The largest of the Hotel's conference and function suites catering for up to 150 people, the Beaulieu Room has good natural daylight, a full climate control system and sound system. Audio visual equipment and business support facilities are available. French doors open onto a private terrace and the suite can be entered via the Conference Centre entrance or through the main hotel.

CONFIGURATION CAPACITIES

Room Layout	Beaulieu
U Shape	45
Classroom	35
Boardroom	48
Theatre	150
Banquet	100
Reception	150

SUITE DIMENSIONS

Room dimensions	Beaulieu
Length - feet	36'
Length - meters	10.97
Width - feet	16'6" to 21'
Width - meters	5.0 to 6.4
Height - feet	8'1" to 7'4"
Height - meters	2.7 to 2.24